



# Information about phonics – Read Write Inc





## What is phonics?

Phonics is a method of teaching reading and writing by focusing on the relationship between sounds and letters. It involves learning to decode words by sounding out the individual phonemes (sounds) and blending them together





## Why is phonics important?

Phonics is crucial for developing strong reading skills. It helps children understand how letters represent sounds, enabling them to decode unfamiliar words independently. This builds confidence and fluency in reading.





## Who can teach phonics?

Phonics can be taught by teachers, teaching assistants, tutors, and even parents. The key is to have a good understanding of phonics principles and use structured, systematic methods.



# What is Read Write Inc?

Read Write Inc. is a structured phonics program developed by Ruth Miskin. It is designed to teach children how to read and write through a systematic approach to phonics. The program includes a variety of resources, such as storybooks, phonics training materials, and teacher guides, to support effective literacy instruction.



## Why are we using it in schools?

Schools use Read Write Inc. because it has been proven to be effective in improving children's reading skills. The program is structured and systematic, making it easy for teachers to implement. It also provides engaging materials that motivate children to read, helping to build their confidence and enthusiasm for literacy.



# What are the different Read Write Inc sound sets?

Read Write Inc. includes three main sound sets:

**Set 1 Sounds:** These are the initial sounds taught, focusing on single letters and digraphs (two letters that make one sound) like 'sh', 'ch', and 'th'.

**Set 2 Sounds:** These introduce more complex sounds and digraphs, such as 'ay', 'ee', 'igh', 'ow', and 'oo'.




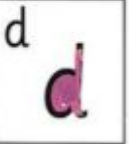









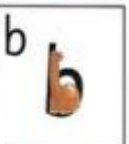



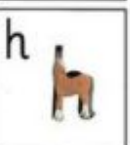







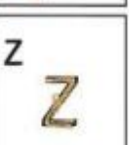


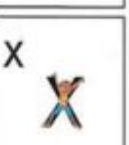

**Set 3 Sounds:** These cover alternative spellings for vowel sounds, like 'ea' as in 'tea', 'ai' as in 'train', and 'oa' as in 'boat'



# What are the different Read Write Inc sound sets?





















Speed Sounds Set 1

|  |   |   |   |   |
|--|---|---|---|---|
| m<br>   | a<br>    | s<br>    | d<br>   | t<br>    |
| i<br>   | n<br>    | p<br>    | g<br>   | o<br>    |
| c<br>   | k<br>    | u<br>    | b<br>   | f<br>    |
| e<br>   | l<br>    | h<br>    | sh<br>  | r<br>    |
| j<br>  | v<br>   | y<br>   | w<br>  | th<br>  |
| z<br> | ch<br> | qu<br> | x<br> | ng<br> |

Speed Sounds Set 2

|   |  |  |   |  |
|---|--|--|---|--|
| ay<br><br>may I play?    | ee<br><br>what can you see? | igh<br><br>fly high     | ow<br><br>blow the snow    | oo<br><br>poo at the zoo  |
| oo<br><br>look at a book | ar<br><br>start the car     | or<br><br>shut the door | air<br><br>that's not fair | ir<br><br>whirl and twirl |

Speed Sounds Set 3

|   |  |   |  |   |
|---|--|---|--|---|
| ea<br><br>cup of tea       | oi<br><br>spoil the boy       | ou<br><br>shout it out     | oy<br><br>toy for a boy         |   |
| ā-e<br><br>make a cake     | ī-e<br><br>nice smile         | ō-e<br><br>phone home      | ū-e<br><br>huge brute           | aw<br><br>yawn at dawn       |
| are<br><br>care and share | ur<br><br>nurse with a purse | er<br><br>a better letter | ow<br><br>brown cow            | ai<br><br>snail in the rain |
| oa<br><br>goat in a boat | ew<br><br>chew the stew     | ire<br><br>fire, fire!   | ear<br><br>hear with your ear | ure<br><br>sure it's pure  |





What are the different Read Write Inc book levels?

Read Write Inc. books are levelled to match the phonics sounds being taught. The levels progress from simple CVC (consonant-vowel-consonant) words to more complex words and sentences.



# What are the different Read Write Inc book levels?

**Red:** This is the first level, focusing on ditty books and early sound blending.

**Green:** Builds on the Red level, introducing more sounds and CVC (consonant-vowel-consonant) words.

**Purple:** Introduces more complex sounds and longer words.

**Pink:** Continues to build vocabulary and reading fluency with a wider range of sounds.

**Orange:** Children read more challenging texts with a focus on comprehension and fluency.

**Yellow:** Children start to build reading fluency and continue reviewing Speed Sounds.

**Blue:** Focuses on developing reading fluency and comprehension skills.

**Grey:** Represents the highest level in the RWI scheme, with more complex texts and comprehension activities.



# What are the different Read Write Inc book levels?

Within each level, there are also different types of books, such as "Ditty Books" (at the Red level) and "Storybooks" (at higher levels).

These books are designed to be decodable, meaning children can use their phonics knowledge to sound out and read the words. As children progress through the levels, they also develop their comprehension skills and learn to read with greater fluency and expression.



How does the Reading Level match with the sounds sets?

The Reading Level matches with the sound sets by ensuring that the books at each level correspond to the phonics knowledge children have acquired. For example, children who have learned the initial sounds will read Ditty books, while those who have mastered more complex sounds will progress to higher levels.



# How can you support learning of phonics at home?

**You can support phonics learning at home by:**

Reading with your child every day and encouraging them to sound out words.

Practicing the sounds and digraphs they are learning in school.

Playing phonics games and activities.

Using online resources and apps that reinforce phonics skills.

Creating a supportive and encouraging environment for reading and learning



## Important dates to note

Phonics screening check in June 2026

Workshops - Monday 15<sup>th</sup> September 2025

Topic – What is Phonics and how to access the RWI portal from the school website.

Workshops - Friday 19<sup>th</sup> September 2025

Topic – How to teach reading at home.

